





LIRE UNE RECETTE DE CUISINE CODÉE






3




2



3



2



1/2









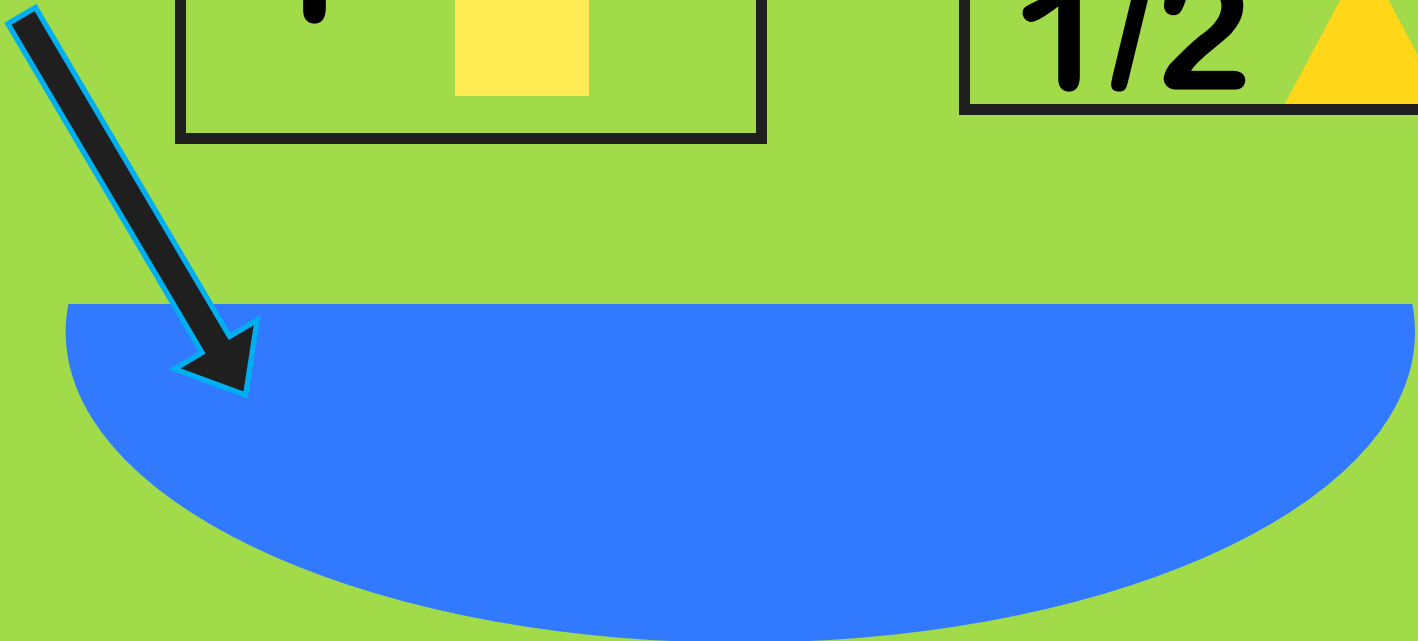


1



1










DE LA FARINE





DU SUCRE VANILLE



DU SUCRE



2 pots de yaourt




DES OEUFS



1/2 pot d'huile



DE LA LEVURE



un saladier et un moule

LE GATEAU AU YAOURT

IL FAUT



3 pots de farine



2 pots de sucre



1/2 pot d'huile



2 pots de yaourt



du sucre vanillé



de la levure chimique




3 oeufs



un saladier et
un moule



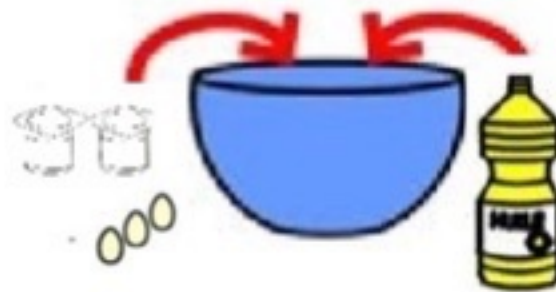
une cuillère en bois



Verse le sucre et
la farine dans le
saladier.



Ajoute le sucre
vanillé et la
levure.



Ajoute les œufs,
les yaourts et
l'huile.



Verse la pâte
dans le moule.

